



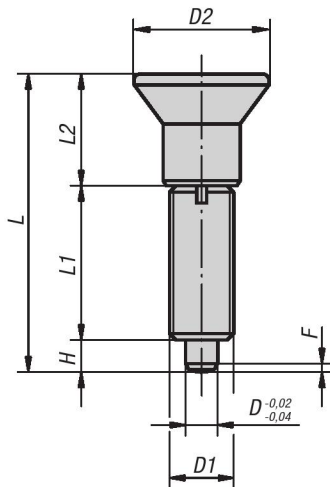
Indexing Plungers

without collar

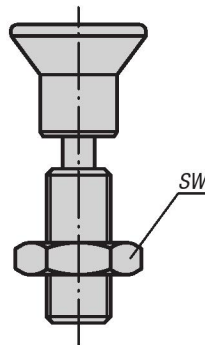
INCH
Parts



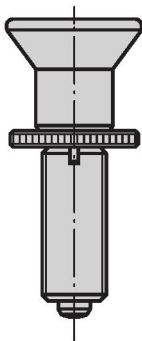
Style G
without locknut



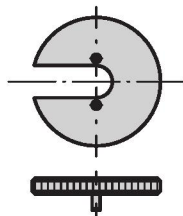
Style H
with locknut



with screw-in washer



screw-in washer



Material:

- Steel version, locking pin hardened: quality class 5.8
- Stainless steel version, locking pin hardened: threaded sleeve 1.4305 locking pin 1.4034
- Stainless steel version, locking pin not hardened: threaded sleeve 1.4305 locking pin 1.4305

Mushroom knob in black gray thermoplastic

Type:

- Steel version, locking pin hardened: black oxide finish, locking pin ground
- Stainless steel version, locking pin hardened: natural finish, locking pin ground
- Stainless steel version, locking pin not hardened: natural finish, locking pin ground

Part Number Example:

K0343.1903AJ

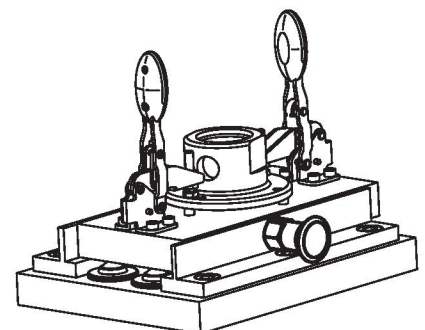
Note:

Indexing plungers are used to prevent any change in locking position due to lateral forces. A new locking position can only be set after the pin has been manually disengaged.

A washer is available to aid by screwing in the indexing plungers. The washer slides beneath the mushroom knob so that the carrier pins engage in the slot.

On request:

Special versions.





Indexing Plungers

without collar

KIPP Indexing Plungers without collar, in steel, locking pin hardened, inch

Item No. Style G	Item No. Style H	D	D1	D2	L	L1	L2	H	SW	F x 30°	Spring force initial pressure F1 approx. N	Spring force final pressure F2 approx. N	Item No. screw-in washer
K0343.1903AJ	K0343.2903AJ	3	1/4-28	14	31.5	17	11	3.5	-17/16	.8	4.5	10	K0344.99
K0343.1004AK	K0343.2004AK	4	5/16-24	18	38.5	21	13.5	4	-11/2	1.3	6	12	K0344.90
K0343.1105AL	K0343.2105AL	5	3/8-24	21	43.5	24	14.5	5	-19/16	1.3	5	12	K0344.91
K0343.1206A5	K0343.2206A5	6	1/2-13	25	51.7	28	17.7	6	-13/4	1.8	6	14	K0344.92
K0343.1308A6	K0343.2308A6	8	5/8-11	33	68	36	24	8	-115/16	2.3	15	35	K0344.93
K0343.1410A7	K0343.2410A7	10	3/4-10	33	74	40	24	10	-111/8	2.8	15	34	K0344.94
K0343.1412A0	K0343.2412A0	12	3/4-16	33	78	42	24	12	-111/8	2.8	15	39	K0344.94
K0343.1516A8	K0343.2516A8	16	1"-8	40	96	50	30	16	-111/2	3.2	20	46	K0344.95

KIPP Indexing Plungers without collar, in stainless steel, locking pin hardened, inch

Item No. Style G	Item No. Style H	D	D1	D2	L	L1	L2	H	SW	F x 30°	Spring force initial pressure F1 approx. N	Spring force final pressure F2 approx. N	Item No. screw-in washer
K0343.01903AJ	K0343.02903AJ	3	1/4-28	14	31.5	17	11	3.5	-17/16	.8	4.5	10	K0344.99
K0343.01004AK	K0343.02004AK	4	5/16-24	18	38.5	21	13.5	4	-11/2	1.3	6	12	K0344.90
K0343.01105AL	K0343.02105AL	5	3/8-24	21	43.5	24	14.5	5	-19/16	1.3	5	12	K0344.91
K0343.01206A5	K0343.02206A5	6	1/2-13	25	51.7	28	17.7	6	-13/4	1.8	6	14	K0344.92
K0343.01308A6	K0343.02308A6	8	5/8-11	33	68	36	24	8	-115/16	2.3	15	35	K0344.93
K0343.01410A7	K0343.02410A7	10	3/4-10	33	74	40	24	10	-111/8	2.8	15	34	K0344.94
K0343.01412A0	K0343.02412A0	12	3/4-16	33	78	42	24	12	-111/8	2.8	15	39	K0344.94
K0343.01516A8	K0343.02516A8	16	1"-8	40	96	50	30	16	-111/2	3.2	20	46	K0344.95

KIPP Indexing Plungers without collar, in stainless steel, locking pin not hardened, inch

Item No. Style G	Item No. Style H	D	D1	D2	L	L1	L2	H	SW	F x 30°	Spring force initial pressure F1 approx. N	Spring force final pressure F2 approx. N	Item No. screw-in washer
K0343.11903AJ	K0343.12903AJ	3	1/4-28	14	31.5	17	11	3.5	-17/16	.8	4.5	10	K0344.99
K0343.11004AK	K0343.12004AK	4	5/16-24	18	38.5	21	13.5	4	-11/2	1.3	6	12	K0344.90
K0343.11105AL	K0343.12105AL	5	3/8-24	21	43.5	24	14.5	5	-19/16	1.3	5	12	K0344.91
K0343.11206A5	K0343.12206A5	6	1/2-13	25	51.7	28	17.7	6	-13/4	1.8	6	14	K0344.92
K0343.11308A6	K0343.12308A6	8	5/8-11	33	68	36	24	8	-115/16	2.3	15	35	K0344.93
K0343.11410A7	K0343.12410A7	10	3/4-10	33	74	40	24	10	-111/8	2.8	15	34	K0344.94
K0343.11412A0	K0343.12412A0	12	3/4-16	33	78	42	24	12	-111/8	2.8	15	39	K0344.94
K0343.11516A8	K0343.12516A8	16	1"-8	40	96	50	30	16	-111/2	3.2	20	46	K0344.95



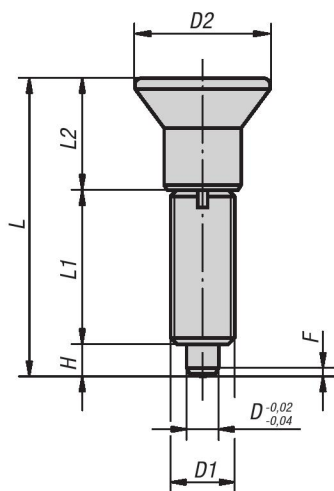
Indexing Plungers

without collar

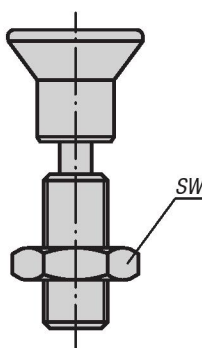
METRIC
Parts



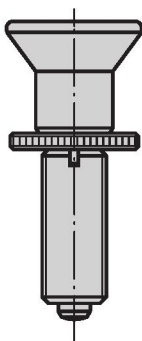
Style G
without locknut



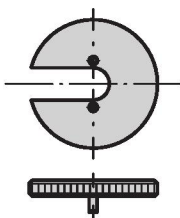
Style H
with locknut



with screw-in washer



screw-in washer



Material:

- Steel version, locking pin hardened: quality class 5.8
- Stainless steel version, locking pin hardened: threaded sleeve 1.4305 locking pin 1.4034
- Stainless steel version, locking pin not hardened: threaded sleeve 1.4305 locking pin 1.4305

Mushroom knob in black gray thermoplastic

Type:

- Steel version, locking pin hardened: black oxide finish, locking pin ground
- Stainless steel version, locking pin hardened: natural finish, locking pin ground
- Stainless steel version, locking pin not hardened: natural finish, locking pin ground

Part Number Example:

K0343.1903AJ

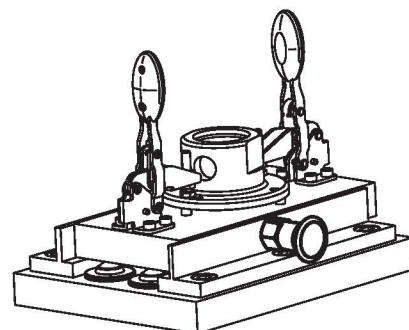
Note:

Indexing plungers are used to prevent any change in locking position due to lateral forces. A new locking position can only be set after the pin has been manually disengaged.

A washer is available to aid by screwing in the indexing plungers. The washer slides beneath the mushroom knob so that the carrier pins engage in the slot.

On request:

Special versions.





Indexing Plungers

without collar

KIPP Indexing Plungers without collar, in steel, locking pin hardened, metric

Item No. Style G	Item No. Style H	D	D1	D2	L	L1	L2	H	SW	F x 30°	Spring force initial pressure F1 approx. N	Spring force final pressure F2 approx. N	Item No. screw-in washer
K0343.1903	K0343.2903	3	M6x0,75	14	31,5	17	11	3,5	- / 10	0,8	4,5	10	K0344.99
K0343.1004	K0343.2004	4	M8x1	18	38,5	21	13,5	4	- / 13	1,3	6	12	K0344.90
K0343.1105	K0343.2105	5	M10x1	21	43,5	24	14,5	5	- / 17	1,3	5	12	K0344.91
K0343.1206	K0343.2206	6	M12x1,5	25	51,7	28	17,7	6	- / 19	1,8	6	14	K0344.92
K0343.1308	K0343.2308	8	M16x1,5	33	68	36	24	8	- / 24	2,3	15	35	K0344.93
K0343.1410	K0343.2410	10	M20x1,5	33	74	40	24	10	- / 30	2,8	15	34	K0344.94
K0343.1412	K0343.2412	12	M20x1,5	33	78	42	24	12	- / 30	2,8	15	39	K0344.94
K0343.1516	K0343.2516	16	M24x2	40	96	50	30	16	- / 36	3,2	20	46	K0344.95

KIPP Indexing Plungers without collar, in stainless steel, locking pin hardened, metric

Item No. Style G	Item No. Style H	D	D1	D2	L	L1	L2	H	SW	F x 30°	Spring force initial pressure F1 approx. N	Spring force final pressure F2 approx. N	Item No. screw-in washer
K0343.01903	K0343.02903	3	M6x0,75	14	31,5	17	11	3,5	- / 10	0,8	4,5	10	K0344.99
K0343.01004	K0343.02004	4	M8x1	18	38,5	21	13,5	4	- / 13	1,3	6	12	K0344.90
K0343.01105	K0343.02105	5	M10x1	21	43,5	24	14,5	5	- / 17	1,3	5	12	K0344.91
K0343.01206	K0343.02206	6	M12x1,5	25	51,7	28	17,7	6	- / 19	1,8	6	14	K0344.92
K0343.01308	K0343.02308	8	M16x1,5	33	68	36	24	8	- / 24	2,3	15	35	K0344.93
K0343.01410	K0343.02410	10	M20x1,5	33	74	40	24	10	- / 30	2,8	15	34	K0344.94
K0343.01412	K0343.02412	12	M20x1,5	33	78	42	24	12	- / 30	2,8	15	39	K0344.94
K0343.01516	K0343.02516	16	M24x2	40	96	50	30	16	- / 36	3,2	20	46	K0344.95

KIPP Indexing Plungers without collar, in stainless steel, locking pin not hardened, metric

Item No. Style G	Item No. Style H	D	D1	D2	L	L1	L2	H	SW	F x 30°	Spring force initial pressure F1 approx. N	Spring force final pressure F2 approx. N	Item No. screw-in washer
K0343.11903	K0343.12903	3	M6x0,75	14	31,5	17	11	3,5	- / 10	0,8	4,5	10	K0344.99
K0343.11004	K0343.12004	4	M8x1	18	38,5	21	13,5	4	- / 13	1,3	6	12	K0344.90
K0343.11105	K0343.12105	5	M10x1	21	43,5	24	14,5	5	- / 17	1,3	5	12	K0344.91
K0343.11206	K0343.12206	6	M12x1,5	25	51,7	28	17,7	6	- / 19	1,8	6	14	K0344.92
K0343.11308	K0343.12308	8	M16x1,5	33	68	36	24	8	- / 24	2,3	15	35	K0344.93
K0343.11410	K0343.12410	10	M20x1,5	33	74	40	24	10	- / 30	2,8	15	34	K0344.94
K0343.11412	K0343.12412	12	M20x1,5	33	78	42	24	12	- / 30	2,8	15	39	K0344.94
K0343.11516	K0343.12516	16	M24x2	40	96	50	30	16	- / 36	3,2	20	46	K0344.95