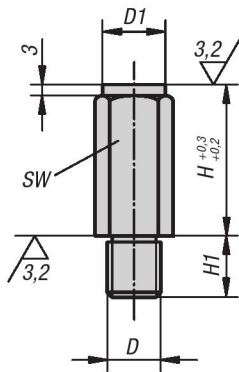




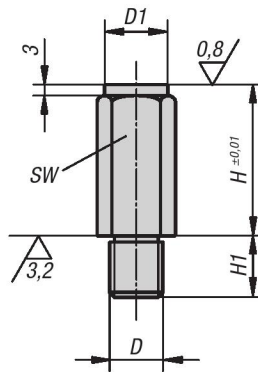
Positioning Feet

METRIC
Parts

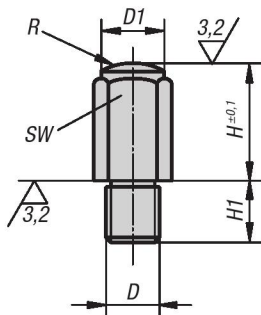
Style A
hardened face



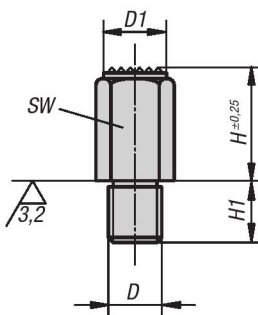
Style B
face hardened
and ground



Style C
hardened spherical surface



Style D
tempered serrated surface



Material:

Body in tempered steel.

Type:

Body heat-treated with black oxide finish.
Support surfaces case-hardened.

Part Number Example:

K0299.106010

Note:

The positioning feet act as supports for rough and machined parts and as stops. They can also be integrated into standard clamping or support elements.

KIPP Positioning Feet, metric

Item No. Style A	Item No. Style B	Item No. Style C	Item No. Style D	D	D1	H	H1	R	SW
K0299.106010	K0299.206010	K0299.306010	K0299.406010	M6	10	10	11	-/-15/-	10
K0299.106020	K0299.206020	K0299.306020	K0299.406020	M6	10	20	11	-/-15/-	10
K0299.108010	K0299.208010	K0299.308010	-	M8	13	10	13	-/-20/-	13
K0299.108015	K0299.208015	K0299.308015	K0299.408015	M8	13	15	13	-/-20/-	13
K0299.108030	K0299.208030	K0299.308030	K0299.408030	M8	13	30	13	-/-20/-	13
K0299.110010	K0299.210010	K0299.310010	-	M10	17	10	16	-/-30/-	17
K0299.110020	K0299.210020	K0299.310020	K0299.410020	M10	17	20	16	-/-30/-	17
K0299.110040	K0299.210040	K0299.310040	K0299.410040	M10	17	40	16	-/-30/-	17
K0299.112010	K0299.212010	K0299.312010	-	M12	19	10	20	-/-40/-	19
K0299.112025	K0299.212025	K0299.312025	K0299.412025	M12	19	25	20	-/-35/-	19
K0299.112050	K0299.212050	K0299.312050	K0299.412050	M12	19	50	20	-/-35/-	19
K0299.116015	K0299.216015	K0299.316015	-	M16	27	15	24	-/-50/-	27
K0299.116030	K0299.216030	K0299.316030	K0299.416030	M16	27	30	24	-/-50/-	27
K0299.116060	K0299.216060	K0299.316060	K0299.416060	M16	27	60	24	-/-50/-	27
K0299.120040	K0299.220040	K0299.320040	K0299.420040	M20	32	40	29	-/-60/-	32
K0299.120080	K0299.220080	K0299.320080	K0299.420080	M20	32	80	29	-/-60/-	32