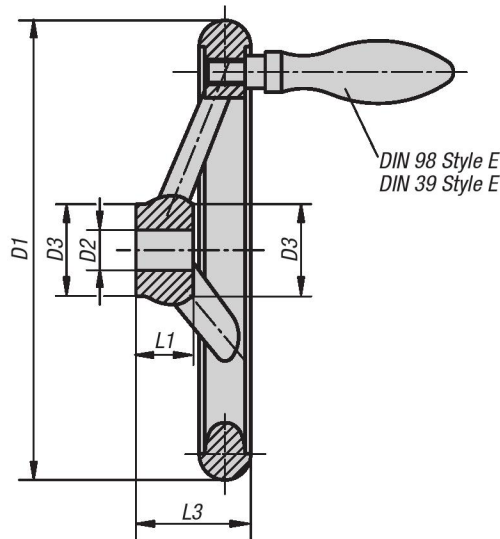
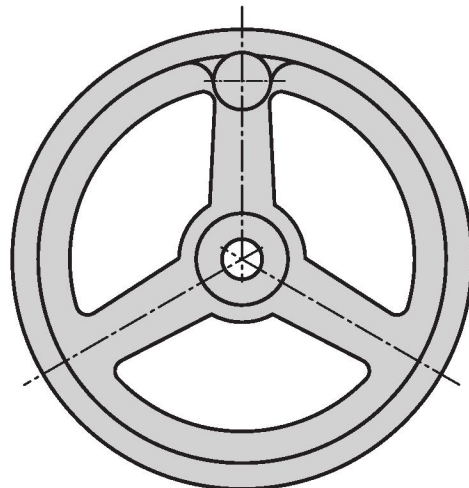




# Handwheels

aluminum DIN 950

INCH  
Parts



**Material:**

Handwheel aluminum.  
Fixed machine handle aluminum, axles steel, black oxide finish.  
Revolving machine handle aluminum, axles steel, galvanized and blue chromate.

**Type:**

Wheel rim turned and polished.

**Part Number Example:**

K0160.0080XCN

**On request:**

Square hole broached hubs or powder-coated handwheels.

## KIPP Handwheels aluminum DIN 950, without machine handle, inch

Item No.	D1	D2 line 1	D2 line 2	D3	L1	L3	Number of spokes
K0160.0080XCN	80	.312	-	25	16	29	3
K0160.0080XCQ	80	-	.375	25	16	29	3
K0160.0100XCQ	100	.375	-	29	17	33	3
K0160.0100XCP	100	-	.500	29	17	33	3
K0160.0125XCQ	125	.375	-	31	18	36	3
K0160.0125XCP	125	-	.500	31	18	36	3
K0160.0140XCP	140	.500	-	36	19	39	3
K0160.0140XCQ	140	-	.625	36	19	39	3
K0160.0160XCP	160	.500	-	36	20	40	3
K0160.0160XCQ	160	-	.625	36	20	40	3
K0160.0180XCP	180	.500	-	37	22	43	3
K0160.0180XCQ	180	-	.625	37	22	43	3
K0160.0200XCQ	200	.625	-	43	24	45	3
K0160.0200XCR	200	-	.750	43	24	45	3
K0160.0250XCR	250	.750	-	49	28	50	5
K0160.0250XCV	250	-	.875	49	28	50	5
K0160.0315XCV	315	.875	-	54	33	56	5
K0160.0315XCS	315	-	1.00	54	33	56	5
K0160.0400XCS	400	1.00	-	65	38	63	5
K0160.0500XCS	500	1.00	-	79	45	72	5



# Handwheels

aluminum DIN 950

## KIPP Handwheels aluminum DIN 950, with fixed machine handle, inch

Item No.	D1	D2 line 1	D2 line 2	D3	L1	L3	Number of spokes	fixed grip DIN 39 Style E
K0160.2080XCN	80	.312	-	25	16	29	3	ø16 x M6 x 50
K0160.2080XCO	80	-	.375	25	16	29	3	ø16 x M6 x 50
K0160.2100XCO	100	.375	-	29	17	33	3	ø16 x M6 x 50
K0160.2100XCP	100	-	.500	29	17	33	3	ø16 x M6 x 50
K0160.2125XCO	125	.375	-	31	18	36	3	ø20 x M8 x 64
K0160.2125XCP	125	-	.500	31	18	36	3	ø20 x M8 x 64
K0160.2140XCP	140	.500	-	36	19	39	3	ø20 x M8 x 64
K0160.2140XCQ	140	-	.625	36	19	39	3	ø20 x M8 x 64
K0160.2160XCP	160	.500	-	36	20	40	3	ø25 x M10 x 80
K0160.2160XCQ	160	-	.625	36	20	40	3	ø25 x M10 x 80
K0160.2180XCP	180	.500	-	37	22	43	3	ø25 x M10 x 80
K0160.2180XCQ	180	-	.625	37	22	43	3	ø25 x M10 x 80
K0160.2200XCQ	200	.625	-	43	24	45	3	ø25 x M10 x 80
K0160.2200XCR	200	-	.750	43	24	45	3	ø25 x M10 x 80
K0160.2250XCR	250	.750	-	49	28	50	5	ø32 x M12 x 100
K0160.2250XCV	250	-	.875	49	28	50	5	ø32 x M12 x 100
K0160.2315XCV	315	.875	-	54	33	56	5	ø32 x M12 x 100
K0160.2315XCS	315	-	1.00	54	33	56	5	ø32 x M12 x 100
K0160.2400XCS	400	1.00	-	65	38	63	5	ø36 x M16 x 112
K0160.2500XCS	500	1.00	-	79	45	72	5	ø36 x M16 x 112

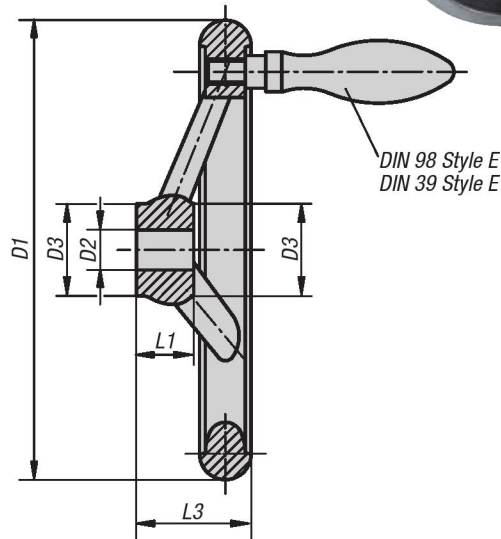
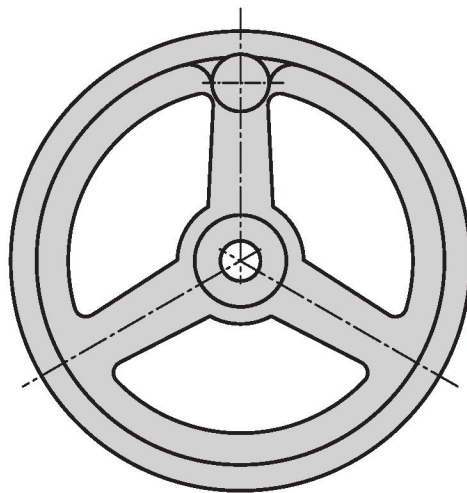
## KIPP Handwheels aluminum DIN 950, with revolving machine handle, inch

Item No.	D1	D2 line 1	D2 line 2	D3	L1	L3	Number of spokes	revolving machine handle DIN 98 Style E
K0160.4080XCN	80	.312	-	25	16	29	3	ø16 x M6 x 54.5
K0160.4080XCO	80	-	.375	25	16	29	3	ø16 x M6 x 54.5
K0160.4100XCO	100	.375	-	29	17	33	3	ø16 x M6 x 54.5
K0160.4100XCP	100	-	.500	29	17	33	3	ø16 x M6 x 54.5
K0160.4125XCO	125	.375	-	31	18	36	3	ø20 x M8 x 67
K0160.4125XCP	125	-	.500	31	18	36	3	ø20 x M8 x 67
K0160.4140XCP	140	.500	-	36	19	39	3	ø20 x M8 x 67
K0160.4140XCQ	140	-	.625	36	19	39	3	ø20 x M8 x 67
K0160.4160XCP	160	.500	-	36	20	40	3	ø25 x M10 x 83
K0160.4160XCQ	160	-	.625	36	20	40	3	ø25 x M10 x 83
K0160.4180XCP	180	.500	-	37	22	43	3	ø25 x M10 x 83
K0160.4180XCQ	180	-	.625	37	22	43	3	ø25 x M10 x 83
K0160.4200XCQ	200	.625	-	43	24	45	3	ø25 x M10 x 83
K0160.4200XCR	200	-	.750	43	24	45	3	ø25 x M10 x 83
K0160.4250XCR	250	.750	-	49	28	50	5	ø32 x M12 x 105.5
K0160.4250XCV	250	-	.875	49	28	50	5	ø32 x M12 x 105.5
K0160.4315XCV	315	.875	-	54	33	56	5	ø32 x M12 x 105.5
K0160.4315XCS	315	-	1.00	54	33	56	5	ø32 x M12 x 105.5
K0160.4400XCS	400	1.00	-	65	38	63	5	ø36 x M16 x 117
K0160.4500XCS	500	1.00	-	79	45	72	5	ø36 x M16 x 117

# Handwheels

aluminum DIN 950

METRIC  
Parts



### Material:

Handwheel aluminum.  
Fixed machine handle aluminum,  
axles steel, black oxide finish.  
Revolving machine handle aluminum,  
axles steel, galvanized and blue chromate.

### Type:

Wheel rim turned and polished.

### Part Number Example:

K0160.0080X10

### On request:

Square hole broached hubs or  
powder-coated handwheels.

## KIPP Handwheels aluminum DIN 950, without machine handle, metric

Item No.	D1	D2 line 1	D2 line 2	D3	L1	L3	Number of spokes
K0160.0080X10	80	10	-	25	16	29	3
K0160.0080X12	80	-	12	25	16	29	3
K0160.0100X10	100	10	-	29	17	33	3
K0160.0100X12	100	-	12	29	17	33	3
K0160.0125X12	125	12	-	31	18	36	3
K0160.0125X14	125	-	14	31	18	36	3
K0160.0140X14	140	14	-	36	19	39	3
K0160.0140X16	140	-	16	36	19	39	3
K0160.0160X14	160	14	-	36	20	40	3
K0160.0160X16	160	-	16	36	20	40	3
K0160.0180X16	180	16	-	37	22	43	3
K0160.0180X18	180	-	18	37	22	43	3
K0160.0200X18	200	18	-	43	24	45	3
K0160.0200X22	200	-	22	43	24	45	3
K0160.0250X22	250	22	-	49	28	50	5
K0160.0250X26	250	-	26	49	28	50	5
K0160.0315X26	315	26	-	54	33	56	5
K0160.0315X30	315	-	30	54	33	56	5
K0160.0400X30	400	30	-	65	38	63	5
K0160.0400X34	400	-	34	65	38	63	5
K0160.0500X34	500	34	-	79	45	72	5
K0160.0500X40	500	-	40	79	45	72	5

## KIPP Handwheels aluminum DIN 950, with fixed machine handle, metric

Item No.	D1	D2 line 1	D2 line 2	D3	L1	L3	Number of spokes	fixed grip DIN 39 Style E
K0160.2080X10	80	10	-	25	16	29	3	ø16 x M6 x 50
K0160.2080X12	80	-	12	25	16	29	3	ø16 x M6 x 50
K0160.2100X10	100	10	-	29	17	33	3	ø16 x M6 x 50
K0160.2100X12	100	-	12	29	17	33	3	ø16 x M6 x 50
K0160.2125X12	125	12	-	31	18	36	3	ø20 x M8 x 64
K0160.2125X14	125	-	14	31	18	36	3	ø20 x M8 x 64
K0160.2140X14	140	14	-	36	19	39	3	ø20 x M8 x 64
K0160.2140X16	140	-	16	36	19	39	3	ø20 x M8 x 64
K0160.2160X14	160	14	-	36	20	40	3	ø25 x M10 x 80
K0160.2160X16	160	-	16	36	20	40	3	ø25 x M10 x 80
K0160.2180X16	180	16	-	37	22	43	3	ø25 x M10 x 80
K0160.2180X18	180	-	18	37	22	43	3	ø25 x M10 x 80
K0160.2200X18	200	18	-	43	24	45	3	ø25 x M10 x 80
K0160.2200X22	200	-	22	43	24	45	3	ø25 x M10 x 80
K0160.2250X22	250	22	-	49	28	50	5	ø32 x M12 x 100
K0160.2250X26	250	-	26	49	28	50	5	ø32 x M12 x 100
K0160.2315X26	315	26	-	54	33	56	5	ø32 x M12 x 100
K0160.2315X30	315	-	30	54	33	56	5	ø32 x M12 x 100
K0160.2400X30	400	30	-	65	38	63	5	ø36 x M16 x 112
K0160.2400X34	400	-	34	65	38	63	5	ø36 x M16 x 112
K0160.2500X34	500	34	-	79	45	72	5	ø36 x M16 x 112
K0160.2500X40	500	-	40	79	45	72	5	ø36 x M16 x 112

## KIPP Handwheels aluminum DIN 950, with revolving machine handle, metric

Item No.	D1	D2 line 1	D2 line 2	D3	L1	L3	Number of spokes	revolving machine handle DIN 98 Style E
K0160.4080X10	80	10	-	25	16	29	3	ø16 x M6 x 54,5
K0160.4080X12	80	-	12	25	16	29	3	ø16 x M6 x 54,5
K0160.4100X10	100	10	-	29	17	33	3	ø16 x M6 x 54,5
K0160.4100X12	100	-	12	29	17	33	3	ø16 x M6 x 54,5
K0160.4125X12	125	12	-	31	18	36	3	ø20 x M8 x 67
K0160.4125X14	125	-	14	31	18	36	3	ø20 x M8 x 67
K0160.4140X14	140	14	-	36	19	39	3	ø20 x M8 x 67
K0160.4140X16	140	-	16	36	19	39	3	ø20 x M8 x 67
K0160.4160X14	160	14	-	36	20	40	3	ø25 x M10 x 83
K0160.4160X16	160	-	16	36	20	40	3	ø25 x M10 x 83
K0160.4180X16	180	16	-	37	22	43	3	ø25 x M10 x 83
K0160.4180X18	180	-	18	37	22	43	3	ø25 x M10 x 83
K0160.4200X18	200	18	-	43	24	45	3	ø25 x M10 x 83
K0160.4200X22	200	-	22	43	24	45	3	ø25 x M10 x 83
K0160.4250X22	250	22	-	49	28	50	5	ø32 x M12 x 105,5
K0160.4250X26	250	-	26	49	28	50	5	ø32 x M12 x 105,5
K0160.4315X26	315	26	-	54	33	56	5	ø32 x M12 x 105,5
K0160.4315X30	315	-	30	54	33	56	5	ø32 x M12 x 105,5
K0160.4400X30	400	30	-	65	38	63	5	ø36 x M16 x 117
K0160.4400X34	400	-	34	65	38	63	5	ø36 x M16 x 117
K0160.4500X34	500	34	-	79	45	72	5	ø36 x M16 x 117
K0160.4500X40	500	-	40	79	45	72	5	ø36 x M16 x 117